

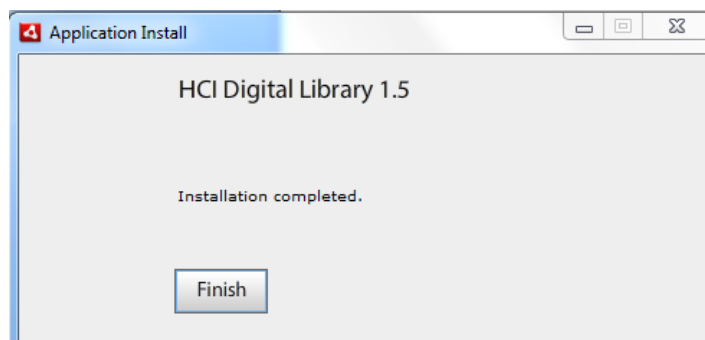
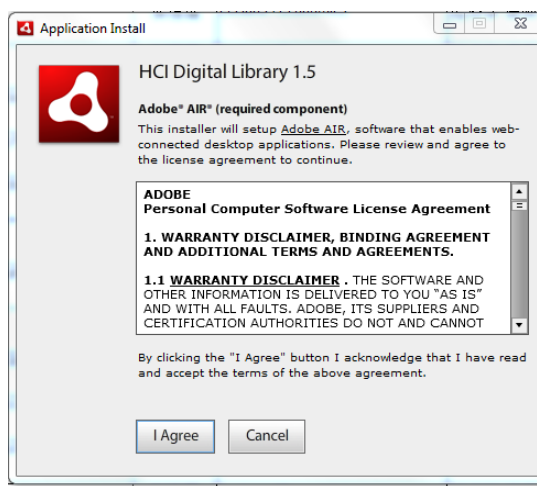
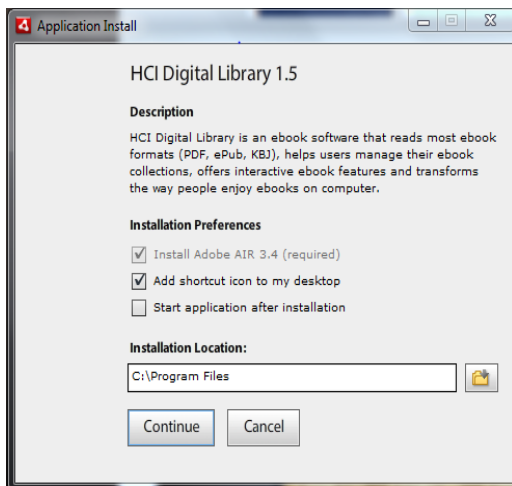
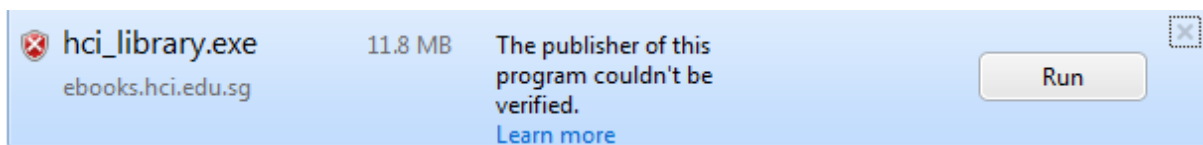
# HCI Digital Library Manual (At home)

If you are accessing from home, you need to download and install the HCI Digital Library Client software in your laptop or desktop at home.



Step 1 : Go to <http://ebooks.hci.edu.sg/> and click on

Click "Run", "continue" and "I Agree" to install the HCI Digital Library Client software.



Once you have successfully installed the software,



Double click this icon found on your desktop. You will see the screen below.



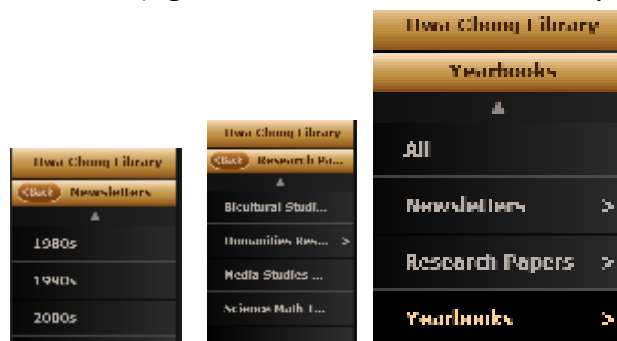
Step 2 : Click the  to start.

It will launch the screen below to show all the Digital books in the HCI Digital Library.

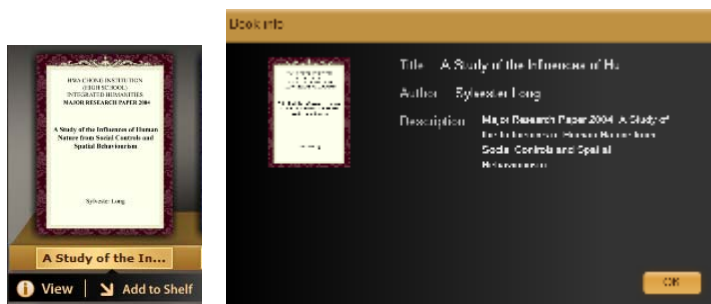


Step 3: Click the category of your choice (Eg : Newsletters, Research Papers or


Yearbooks) from the left panel.



Place the cursor over the book cover selected and click the View button.



You will be able to view the description of the digital book info as shown above.

Step 4: Click the login icon -  found on the top right hand corner once you have decided on the book that you want to read.



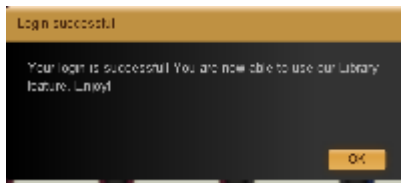
When the login page appears

Step 5: Use the following login name and password.

Login Name : your hci email address (eg : gohsm@hci.edu.sg)

Password : koobits

You will see the screen below once you have logged in successfully.



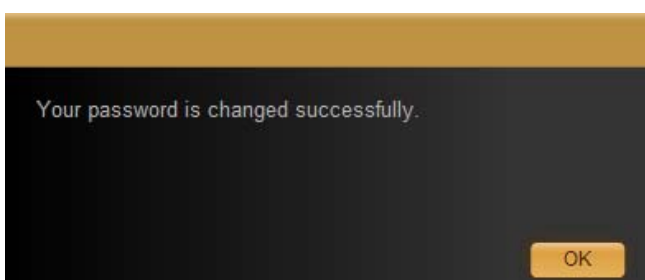
Step 6: To change to your preferred password, you need to click on your name which will appear at the top right corner.




After clicking , you will see the change password menu. Current password is koobits . You can create your preferred password here.



You will receive this prompt when your password has been changed successfully.



Step 7 : To access the full view of the digital book, place the cursor over the book cover.





Click “Add to Bookshelf” and “Download” the digital book of your choice.

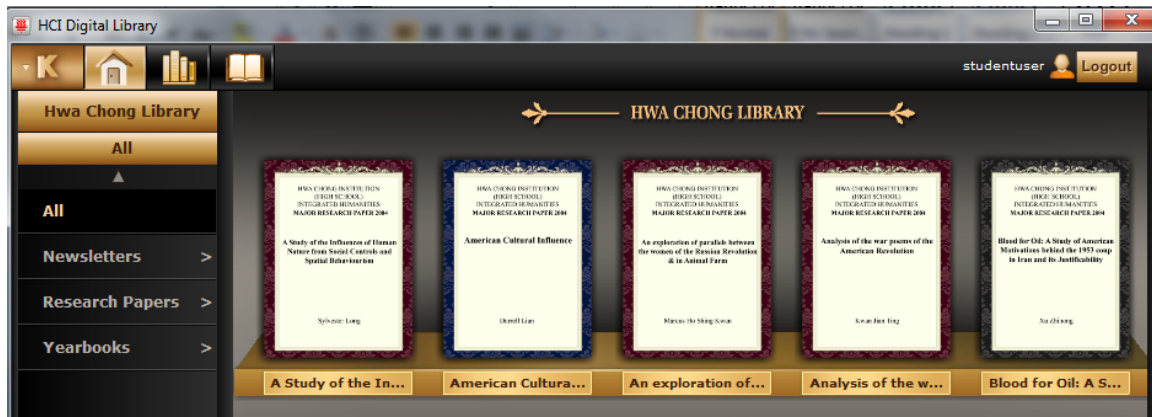
Once it has been downloaded, you will see the screen below.



Double click the book cover to read in full mode



If you wish to access other ebooks, click on the “Library” button at the top left corner of the software  to access the full range of Digital books.



Repeat step 7

Happy using the HCI Digital Library !!!